

SUSQUEHANNA REGIONAL TRANSPORTATION AUTHORITY

Financial Statement & Statistical Notes for October 2022

- The financial statements enclosed with these notes, are as of October 31, 2022. This is the fourth month of fiscal year 2023.
- The presented financial statements reflect the adopted fiscal year 2023 budget.
- The income statement includes the comparative previous fiscal year to date information.

Ridership

- Year to date comparisons to the prior year and to pre-covid levels are as follows:
 - Fixed Route ran 13% above last year and 59% of pre-covid ridership
 - Paratransit was 13% above the previous year and 77% of pre-covid ridership levels.
 - Commuter Express was 50% above last year (YTD) but only 36% of pre-covid levels
 - During July through October, Microtransit's, ridership was 176% above same time last year.

Revenue

- Year to Date Operating Revenue is 18% or \$1.3 million higher than budget and \$1.8 million higher than same time last year.

Expenses

- Year to Date Total Expenses are \$2.6 million or 12% lower than budget.
- This favorable budget variance continues to be primarily the result of wage and associated benefit expenses being less than budgeted levels. Unfilled positions are responsible for the lower than budgeted wages and benefits. Please see the Graph of Open Positions by Division below.

Reserves

- SRTA currently has 185 days of cash on hand.
- We have reached the Authority's target of 180 days cash on hand.

Line of Credit

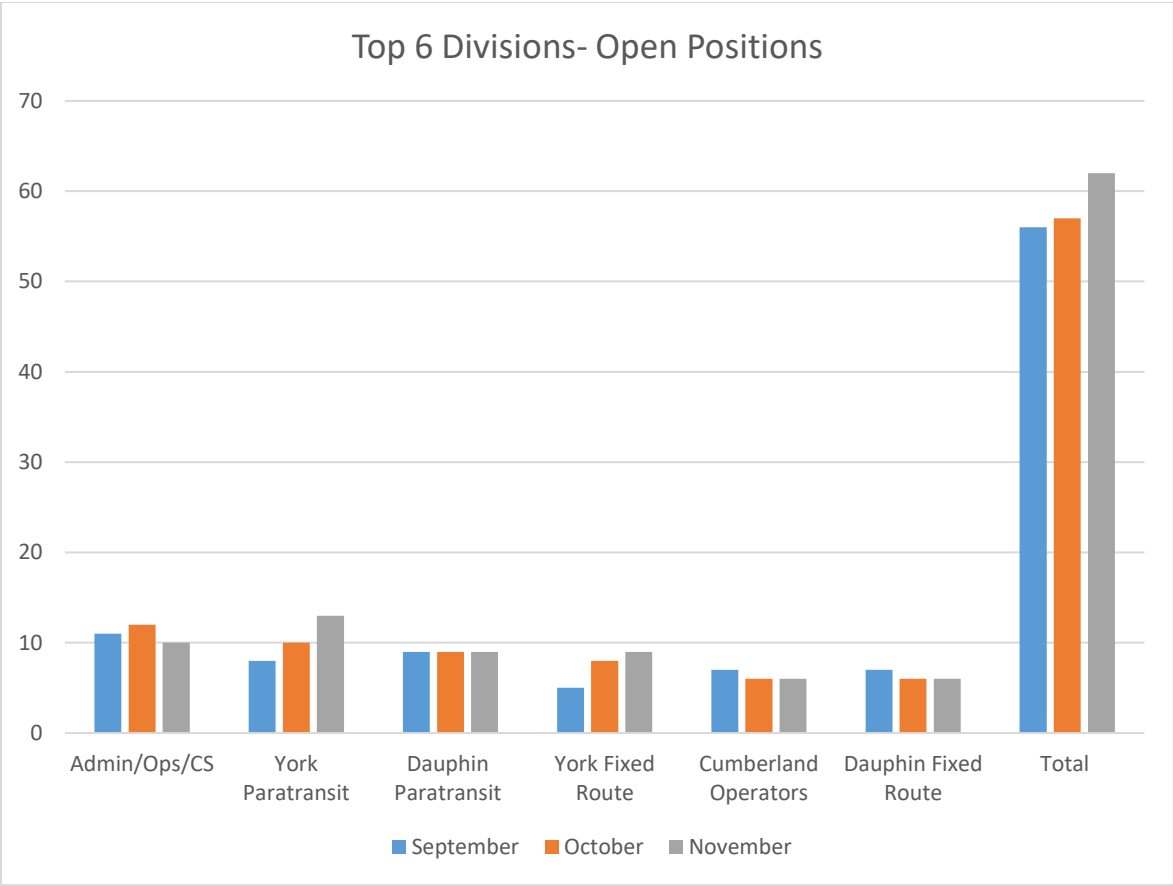
- There are no draws on the organization's lines of credit.

Capital Expenditures

There were no Capital expenditures over \$50,000 for the month.

Featured Information

As you see on the following page, open positions increased from October to November by five (5) and from nine percent (9%) to eleven (11%) of all approved positions.



Summary of Open Positions	Approved Positions	Currently Filled Positions	Unfilled Positions
Total September	628	572	56
Total October	627	570	57
Total November	621	559	62

Top 6 Divisions Unfilled Positions	September	October	November
Admin/Ops/CS	11	12	10
York Paratransit	8	10	13
Dauphin Paratransit	9	9	9
York Fixed Route	5	8	9
Cumberland Operators	7	6	6
Dauphin Fixed Route	7	6	6
Total	56	57	62

**Susquehanna Regional Transportation Authority
Income Statement**

For The Period Ended October 31, 2022

	Period To Date		Year To Date		Budget Variance	Year To Date October 31, 2021
	Actual	Current Budget	Actual	Current Budget		
REVENUE						
Operating Revenue	\$ 2,313,977	\$ 1,867,942	\$ 8,828,867	\$ 7,471,768	\$ 1,357,099	\$ 7,032,112
Grant/Contract Income	\$ 2,191,260	\$ 3,433,878	\$ 9,710,233	\$ 13,735,512	\$ (4,025,279)	\$ 8,956,923
TOTAL REVENUE	\$ 4,505,237	\$ 5,301,820	\$ 18,539,099	\$ 21,207,280	\$ (2,668,181)	\$ 15,989,034
Wages	\$ 1,851,817	\$ 2,295,704	\$ 7,720,287	\$ 9,182,816	\$ 1,462,529	\$ 7,206,878
Benefits	\$ 1,112,422	\$ 1,309,344	\$ 4,433,949	\$ 5,237,376	\$ 803,427	\$ 4,085,921
Services	\$ 164,178	\$ 284,311	\$ 1,183,849	\$ 1,137,244	\$ (46,605)	\$ 896,303
Fuel	\$ 383,395	\$ 408,803	\$ 1,809,308	\$ 1,635,212	\$ (174,096)	\$ 1,286,190
Tires	\$ 20,247	\$ 25,025	\$ 84,545	\$ 100,100	\$ 15,555	\$ 83,604
Materials and Supplies	\$ 77,569	\$ 143,186	\$ 543,369	\$ 572,744	\$ 29,375	\$ 457,506
Utilities	\$ 90,418	\$ 100,654	\$ 336,772	\$ 402,616	\$ 65,844	\$ 301,842
Casualty and Liability Costs	\$ 107,143	\$ 89,568	\$ 469,392	\$ 358,272	\$ (111,120)	\$ 413,891
Purchased Transportation	\$ 626,824	\$ 559,010	\$ 1,579,144	\$ 2,236,040	\$ 656,896	\$ 1,025,757
Miscellaneous Expenses	\$ 27,174	\$ 30,815	\$ 89,786	\$ 123,260	\$ 33,474	\$ 88,985
Leases and Rentals	\$ 11,809	\$ 20,833	\$ 171,796	\$ 83,332	\$ (88,464)	\$ 45,774
Passed Through Expenses	\$ 32,240	\$ 34,567	\$ 116,901	\$ 138,268	\$ 21,367	\$ 96,385
TOTAL EXPENSES	\$ 4,505,237	\$ 5,301,820	\$ 18,539,099	\$ 21,207,280	\$ 2,668,181	\$ 15,989,035
TOTAL NON OPERATING GRANT INCOME **	\$ 131,096	\$ -	\$ 2,509,890	\$ -	\$ (2,509,890)	\$ 163,605
TOTAL NON OPERATING GRANT EXPENSES **	\$ 131,096	\$ -	\$ 2,509,890	\$ -	\$ (2,509,890)	\$ 163,605
REE/(EER)	\$ (0)	\$ -	\$ 0	\$ -	\$ 0	\$ (0)
CAPITAL REVENUES AND EXPENSES						
Capital Grant Income/(Refund)	\$ 78,402	\$ -	\$ 864,993	\$ -	\$ -	\$ 1,185,419
TOTAL CAPITAL REVENUES AND EXPENSES	\$ 78,402	\$ -	\$ 864,993	\$ -	\$ -	\$ 1,185,419
REE/(EER)	\$ 78,402	\$ -	\$ 864,993	\$ -	\$ -	\$ 1,185,418
NET REE/(EER)	\$ 78,402	\$ -	\$ 864,993	\$ -	\$ -	\$ 1,185,418

**FindMyRide, UMPC, GMCO, ICB, GHP, Microtransit Franklin

**Susquehanna Regional Transportation Authority
Balance Sheet**

As of October 31, 2022

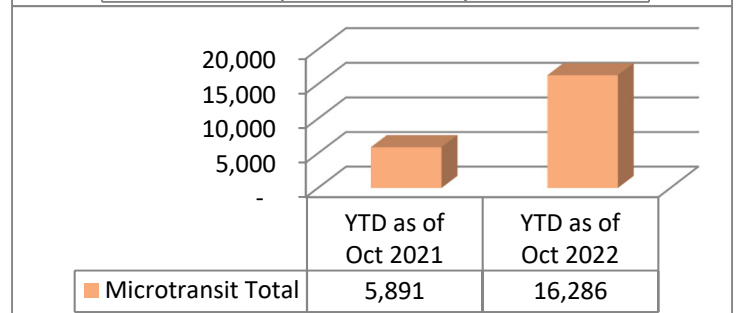
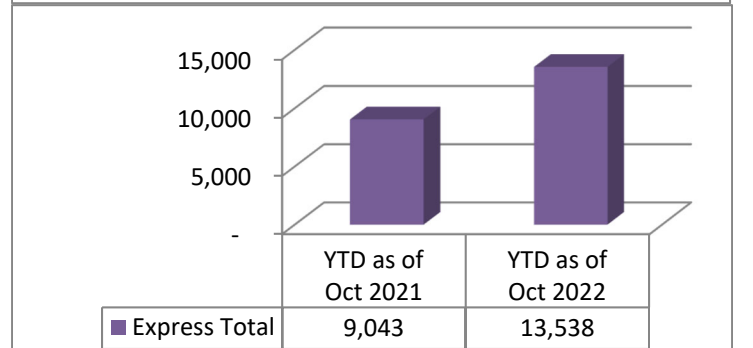
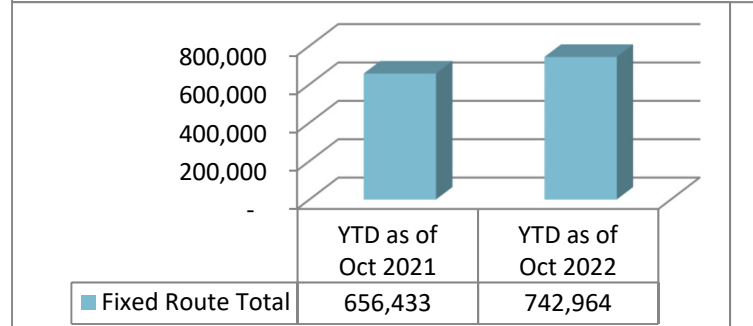
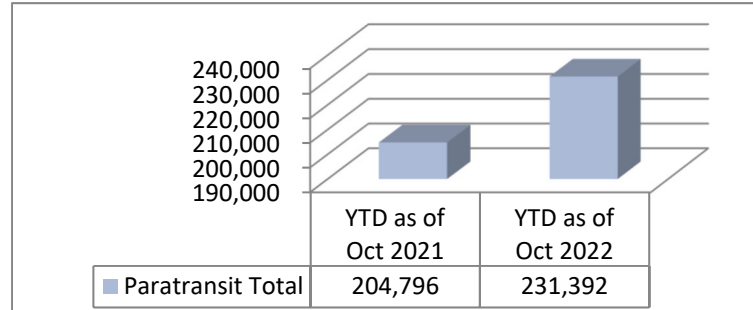
ASSETS

CURRENT ASSETS			
	Unrestricted Cash	\$ 18,363,674	
	Restricted Cash	\$ 174,119	
	Reserved Cash - Capital Projects	\$ -	
	Accounts Receivable	\$ 17,700,814	
	Materials & Supplies Inventory	\$ 839,609	
	Prepaid Expenses	\$ 569,873	
	Other Current Assets	\$ -	
	TOTAL CURRENT ASSETS	\$ -	\$ 37,648,088
FIXED ASSETS			
	Buildings and Improvements	\$ 55,269,528	
	Revenue Equipment	\$ 89,247,981	
	Tools and Equipment	\$ 7,632,311	
	Accumulated Depreciation	\$ (71,262,484)	
	TOTAL FIXED ASSETS (NET)	\$ -	\$ 80,887,336
OTHER ASSETS			
	Pension Asset	\$ 75,915	
	TOTAL OTHER ASSETS	\$ -	\$ 75,915
	TOTAL ASSETS	\$ -	\$ 118,611,339

LIABILITIES AND NET ASSETS

CURRENT LIABILITIES			
	Accounts Payable	\$ 2,595,509	
	Accrued Leave and Payroll	\$ 1,696,467	
	Accrued Expenses	\$ 1,341,254	
	TOTAL CURRENT LIABILITIES	\$ -	\$ 5,633,230
DEFERRED REVENUE			
	Revenue Received in Advance	\$ 39,053,469	
	TOTAL DEFERRED REVENUE	\$ -	\$ 39,053,469
OTHER LIABILITIES			
	Capital Lease Obligation	\$ -	
	Accrued Sick Pay	\$ 209,313	
	Current Notes Payable	\$ -	
	Consortium Buses	\$ -	
	TOTAL OTHER LIABILITIES	\$ -	\$ 209,313
NET ASSETS			
	Unrestricted Equity	\$ 35,584,805	
	Restricted Equity	\$ 15,520	
	Capital Grants	\$ 38,115,002	
	TOTAL NET ASSETS	\$ -	\$ 73,715,327
	TOTAL LIABILITIES AND NET ASSETS	\$ -	\$ 118,611,339

OPERATIONS – October



MAINTENANCE – October

Preventative Maintenance



On-time
98%

189 PMs Complete ; 3 Overdue
 CDH –39 Completed; 0 Overdue
 York –64 Completed; 0 Overdue
 Adams – 8 Completed; 0 Overdue
 Cumberland –12 Completed; 0 Overdue
 Northumberland – 23 Completed; 0 Overdue
 Franklin – 7 Completed; 0 Overdue
 Columbia –5 Completed; 0 Overdue
 Montour – 4 Completed; 0 Overdue
 Union/Snyder –14 Completed; 3 Overdue***
 Perry – 13 Completed; 0 Overdue
 ***Fuel/Mileage Data Entry Timing

Road Calls:

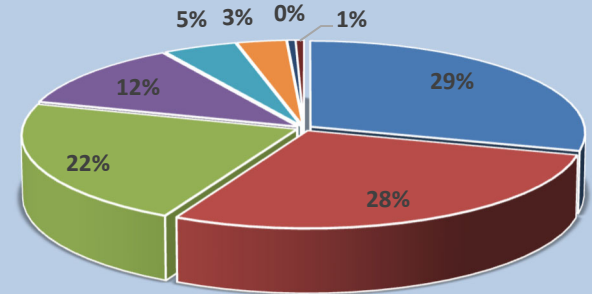
	Oct 2022	YTD FY2023	Oct 2021	YTD FY2022
Mechanical #	16	51	11	47
Non-Mech.	14	32	3	80

SAFETY – October

	Oct 2022	YTD as of Sep 2022	Oct 2021	YTD as of Sep 2022
Preventable	14	60	11	52
Non-Preventable	11	39	10	21
Passenger Injury	1	1	0	6
Employee Injury	4	13	1	11

CUSTOMER COMPLAINTS – October

Count Distribution By Category
195 Complaints/Commendations



- Service Issue
- Inadequate Service
- Other
- Safety
- Operator Problem
- Trip Too Long
- Passenger Problem
- Service Request

	Oct 2022	YTD as of Oct 2022	Oct 2021	YTD as of Oct 2021
Total Complaints#	195	619	112	415

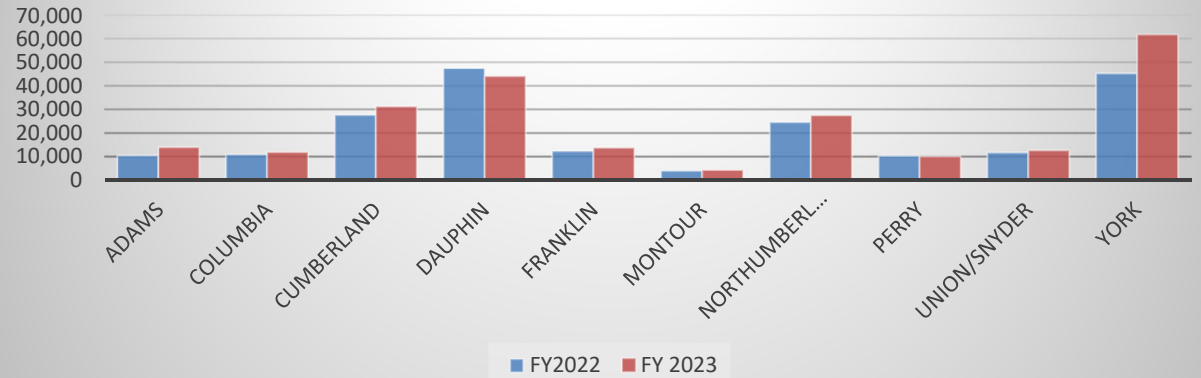
MARKETING – October

	Oct 2022	YTD as of Oct 2022	Oct 2021	YTD as of Oct 2021
PR Exposures#	0	17	5	36
Outreaches#	2	15	8	22
Pageviews#	132,796	567,179	59,637	236,335
Unique Pageviews#	107,475	454,527	46,275	185,654
Bikes#	2,569	10,357	2,184	8,738

Paratransit Ridership - YTD

	YTD 2022	YTD 2023
Adams	10,464	13,965
Columbia	10,911	11,963
Cumberland	27,614	31,240
Dauphin	47,537	44,103
Franklin	12,372	13,799
Montour	4,037	4,315
Northumberland	24,561	27,503
Perry	10,340	10,052
Union/Snyder	11,723	12,660
York	45,237	61,792


Paratransit Ridership - YTD



Fixed Route Ridership -YTD

	YTD 2022	YTD 2023
CDH	347,248	377,097
Gettysburg	18,884	20,216
G-burg/Hanover Connector	1,521	3,099
Hanover	4,634	4,848
York	284,146	337,704

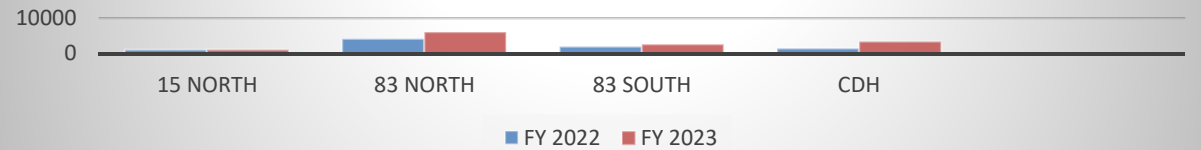
Fixed Route Ridership - YTD



Express Ridership - YTD

	YTD 2022	YTD 2023
15 North	1,222	1,269
83 North	4,194	6,069
83 South	2,051	2,721
CDH	1,576	3,479

Express Ridership - YTD



Microtransit Ridership – YTD

	YTD 2022	YTD 2023
Franklin (Began 8/22)	-	1,941
North (Began 1/22)	-	8,739
South	5,891	5,606

Microtransit Ridership - YTD

